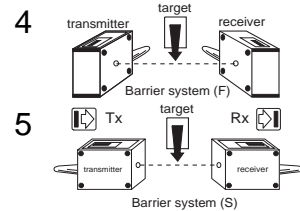
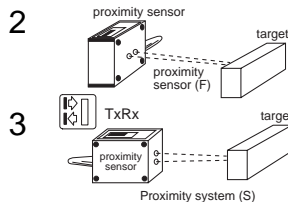
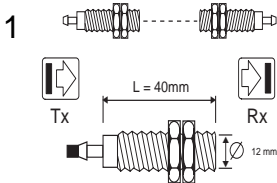





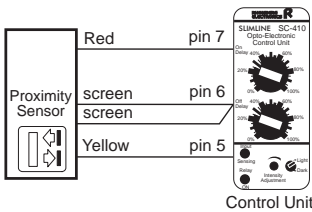
Photoelectric (Opto-electronic) Sensors

RO2 RO4



Part Number	Dimension mm	Sensing Distance Sn mm	Infra red wavelength λ [μm]	Drawing Reference	Type
PROXIMITY					
RO2-5005P-NO-MBC	50x50x20 "F"	2	0.91	2	Proximity
RO2-2005P-NO-MBC	50x50x20 "S"	2	0.91	3	Proximity
BARRIER SETS					
RO2-1210B-NO-MTC	M12x1	5	0.91	1	Barrier
RO2-5010B-NO-MBC	50x50x20 "F"	10	0.91	4	Barrier
RO2-2010B-NO-MBC	50x50x20 "S"	10	0.91	5	Barrier

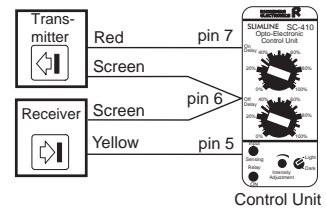
PROXIMITY SYSTEM



Note:

1. All sensors type RO2 require the Rhomberg SC410 control unit to operate
2. Only one set of sensors can be connected to the SC410
Series & parallel connection of sensors is not possible.

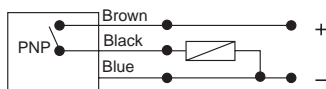
BARRIER SYSTEM



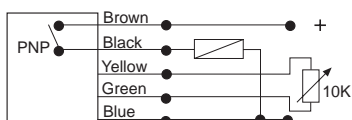
Opto Fork Sensor

Part Number	Dimension mm	Infra red wavelength λ [μm]
RO4-2003-NO-MBC	see diagram	0.91
* RO4-2503-NO-MBC	see diagram	0.91

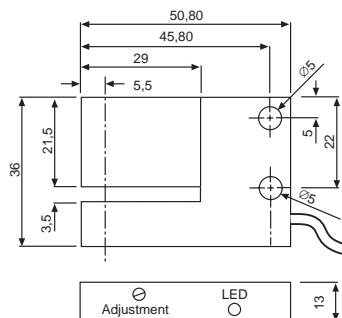
* with remote potentiometer sensitivity adjustment



RO4-2003-NO-MBC



RO4-2503-NO-MBC



Supply voltage: 10 to 30 VDC
Maximum load current: 400mA
Current Limiting: 600mA (typically)
Switching Frequency: 10 kHz
Output type: PNP NO

